






# World nuclear forces, January 2024

Country	Deployed warheads <sup>a</sup>	Stored warheads <sup>b</sup>	Military <sup>c</sup> stockpile		Retired <sup>d</sup> warheads		- Total inventory <sup>e</sup> -	
	2024	2024	2023	2024	2023	2024	2023	2024
 United States	1 770	1 938	3 708	<b>3 708</b>	1 536	1 336	5 244	<b>5 044</b>
 Russia	1 710	2 670	4 489 <sup>f</sup>	<b>4 380</b>	1 400	1 200	5 889 <sup>f</sup>	<b>5 580</b>
 United Kingdom	120	105	225	<b>225<sup>g</sup></b>	-	-	225	<b>225<sup>g</sup></b>
 France	280	10	290	<b>290</b>	-	-	290	<b>290</b>
 China	24 <sup>h</sup>	476	410	<b>500</b>	-	-	410	<b>500</b>
 India	-	172	164	<b>172</b>	-	-	164	<b>172</b>
 Pakistan	-	170	170	<b>170</b>	-	-	170	<b>170</b>
 North Korea	-	50	30	<b>50<sup>i</sup></b>	-	-	30	<b>50<sup>i</sup></b>
 Israel	-	90	90	<b>90</b>	-	-	90	<b>90</b>
	3 904	5 681	9 576 <sup>f</sup>	<b>9 585</b>	2 936	2 536	12 512 <sup>f</sup>	<b>12 121</b>

- = nil or a negligible value.

Notes: All estimates are approximate. SIPRI revises its world nuclear forces data each year based on new information and updates to earlier assessments. The data for Jan. 2024 replaces all previously published SIPRI data on world nuclear forces. Countries are ordered by date of first known nuclear test; however, there is no conclusive open-source evidence that Israel has tested its nuclear weapons. Russia and the USA no longer publish aggregate numbers for strategic nuclear forces limited by the 2010 Treaty on Measures for the Further Reduction and Limitation of Strategic Offensive Arms (New START).

► [Click here for additional notes.](#)

Source: [SIPRI Yearbook 2024](#).